

Save your movie


Once you have set your videos and audio in order, you **MUST** save your video for playback. Remember that **ALL** photos and videos must be locally saved.

1. Click **SAVE MOVIE**
2. Choose **“RECOMMENDED FOR THIS PROJECT”**
3. It should save as : **MP4**

To Submit

In order to submit the projects, you will need to share a link to your project on our **Edmodo page**. Since Edmodo has file size limits, **you MUST post a link to your video**. You have some choices:



1. Upload on **Schooltube.com**
-Log in with:
Username: FrenchisGr8
Passwrod: FHC
-Click upload
-Upload the **.wp4 file** (should be titled: Color - Number)
-Copy that link onto your post on Edmodo.
-To find the link, click on the “share” icon , and copy the link

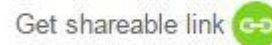
2. Upload to **Google Drive** and get “shareable link”
Open your Google Drive

Click upload



Find the **.mp4** and upload

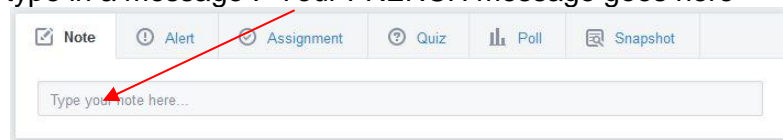
Click share and find the “shareable link”:



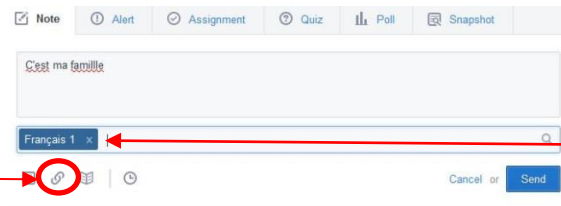
Copy this link and put into Edmodo.

To upload to Edmodo:

1. Log in to Edmodo.com:
2. Go to our shared classes
3. Go to Note : type in a message : Your FRENCH message goes here



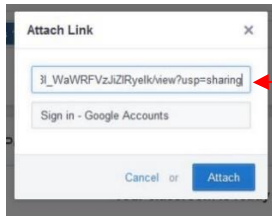
4. Click on the link



This allows you to attach the link for your video

Send to our shared groups

5. Paste the link from Google Drive or from Schooltube



Paste the link to your video here.

LAST STEP: Send your Edmodo Note to the groups that we share with our classes - (It's always a good idea to make sure that it posted correctly and plays!!)